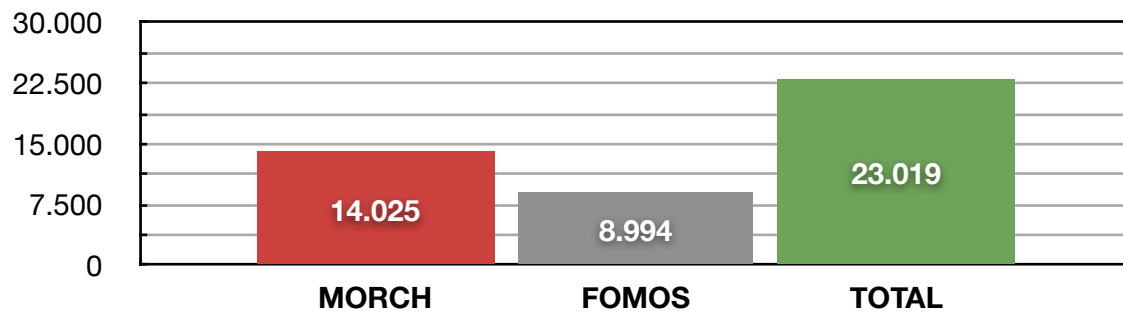


**Répartition du total des élèves scolarisés  
de l'enseignement secondaire  
pour l'année scolaire 2010/2011**

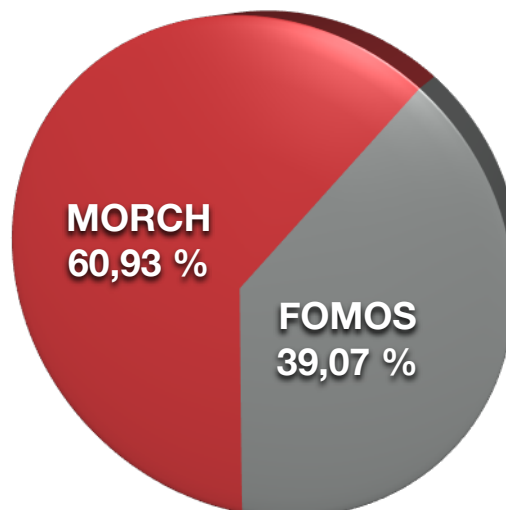
	TOTAL	MORCH	FOMOS		
ES	9.279	5.852	3.427	63,07 %	36,93 %
EST	11.370	7.371	3.999	64,83 %	35,17 %
Modulaire	2.212	802	1.410	36,26 %	63,74 %
Accueil	158	0	158	0,00 %	100,00 %
<b>TOTAL</b>	<b>23.019</b>	<b>14.025</b>	<b>8.994</b>	<b>60,93 %</b>	<b>39,07 %</b>

**Répartition du total des élèves scolarisés  
de l'enseignement secondaire  
pour l'année scolaire 2010/2011**



2010/2011

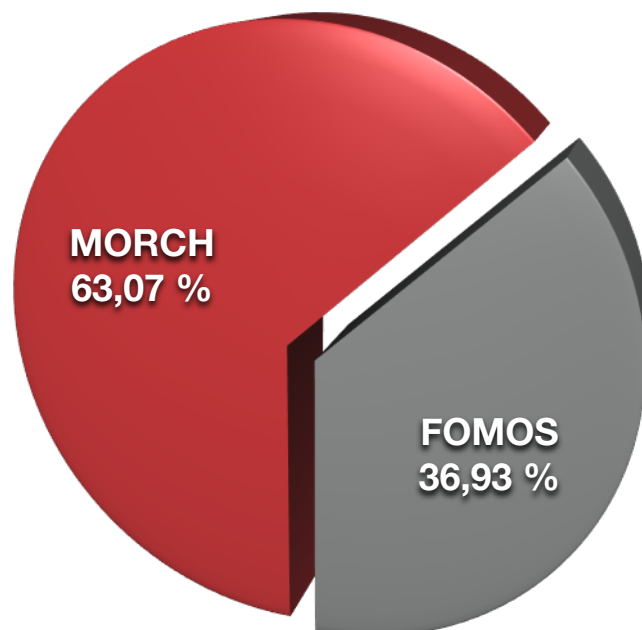
	2010/2011
MORCH	14.025
FOMOS	8.994
TOTAL	23.019



## Enseignement secondaire classique 2010/2011

ES	NIVEAU	MORCH	FOMOS		MORCH	FOMOS	
				Total			
	7 <sup>e</sup>	1208	688	<b>1896</b>	67,22 %	36,29 %	7 <sup>e</sup>
	6 <sup>e</sup>	1219	741	<b>1960</b>	62,19 %	37,81 %	6 <sup>e</sup>
	5 <sup>e</sup>	1211	686	<b>1897</b>	63,84 %	36,16 %	5 <sup>e</sup>
	4 <sup>e</sup>	1064	722	<b>1786</b>	59,57 %	40,43 %	4 <sup>e</sup>
	3 <sup>e</sup>	1054	590	<b>1644</b>	64,11 %	35,89 %	3 <sup>e</sup>
	2 <sup>e</sup>	51		<b>51</b>	100,00 %	0,00 %	2 <sup>e</sup>
	1 <sup>ère</sup>	45		<b>45</b>	100,00 %	0,00 %	1 <sup>ère</sup>
	Total	<b>5852</b>	<b>3427</b>	<b>9279</b>	<b>63,07 %</b>	36,93 %	

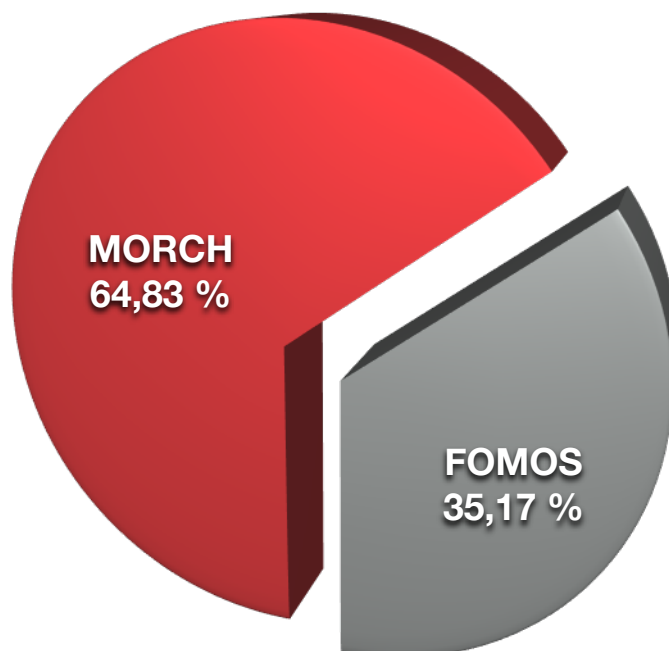
## Enseignement secondaire classique



## Enseignement secondaire technique 2010/2011

EST	NIVEAU	MORCH	FOMOS	Total	MORCH	FOMOS	
	7 <sup>e</sup>	1656	878	2534	65,35 %	34,65 %	7 <sup>e</sup>
	8 <sup>e</sup>	1798	898	2696	66,69 %	33,31 %	8 <sup>e</sup>
	9 <sup>e</sup>	1919	1301	3220	59,60 %	40,40 %	9 <sup>e</sup>
	10 <sup>e</sup>	1061	626	1687	62,89 %	37,11 %	10 <sup>e</sup>
	11 <sup>e</sup>	605	294	899	67,30 %	32,70 %	11 <sup>e</sup>
	12 <sup>e</sup>	207	1	208	99,52 %	0,48 %	12 <sup>e</sup>
	13 <sup>e</sup>	125	1	126	99,21 %	0,79 %	13 <sup>e</sup>
	Total	7371	3999	11370	64,83 %	35,17 %	

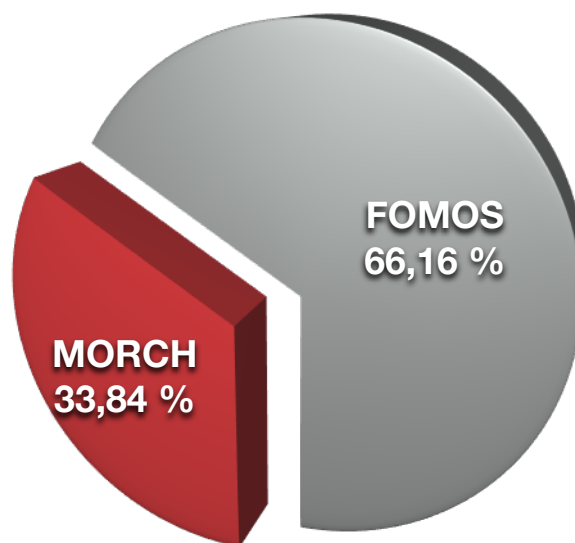
## Enseignement secondaire technique



**Enseignement secondaire technique  
Modulaire + Accueil  
2010/2011**

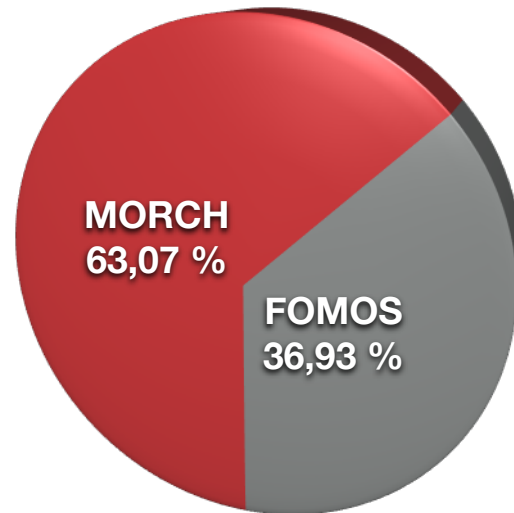
EST							
Prép	NIVEAU	MORCH	FOMOS	Total	MORCH	FOMOS	
	7 <sup>e</sup> mod	322	360	682	47,21 %	52,79 %	7 <sup>e</sup> mod
	8 <sup>e</sup> mod	270	517	787	34,31 %	65,69 %	8 <sup>e</sup> mod
	9 <sup>e</sup> mod	210	533	743	28,26 %	71,74 %	9 <sup>e</sup> mod
	acc		158	158	0,00 %	100,00 %	acc
	Total	802	1568	2370	33,84 %	66,16 %	

**Préparatoire**



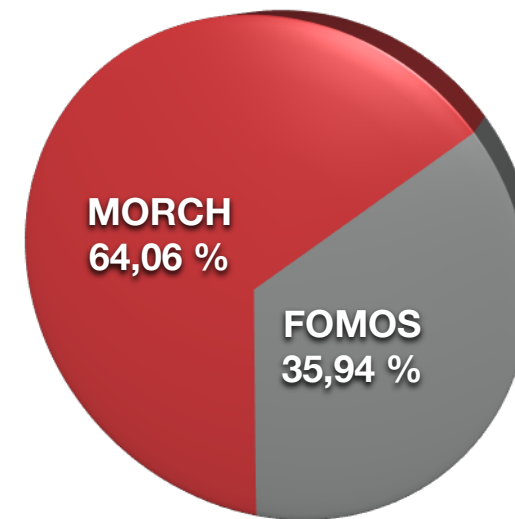
## Enseignement secondaire classique

2010/2011



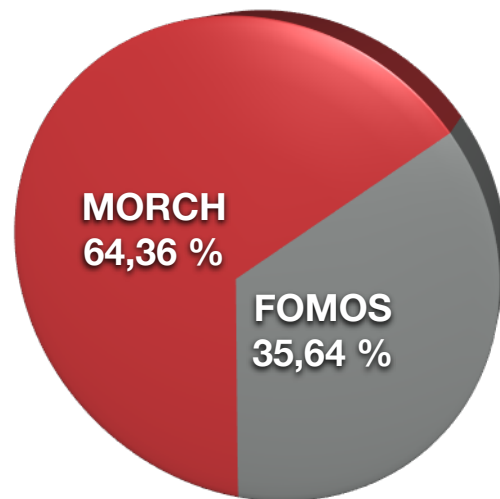
	MORCH	FOMOS
2010 / 2011	5852	3427

2009/2010



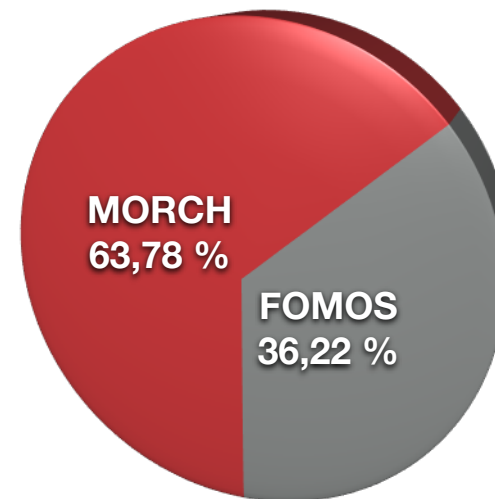
	MORCH	FOMOS
2009 / 2010	6049	3393

2008/2009



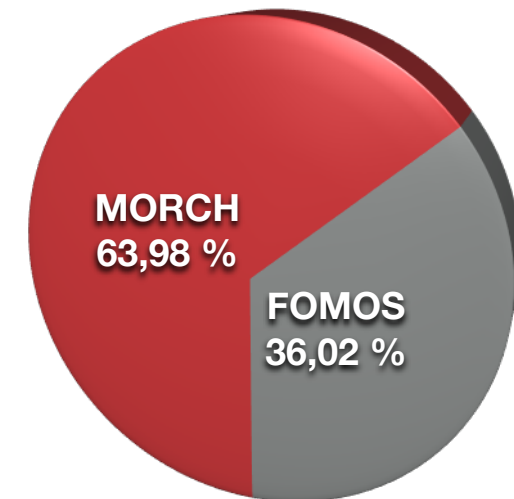
	MORCH	FOMOS
2008 / 2009	5990	3317

2007/2008



	MORCH	FOMOS
2007 / 2008	5784	3285

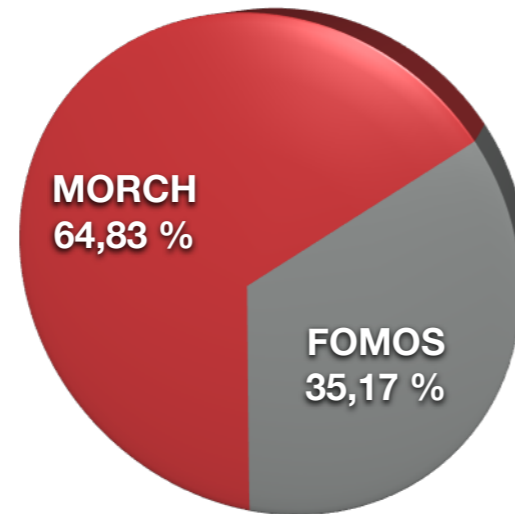
2006/2007



	MORCH	FOMOS
2006 / 2007	5408	3045

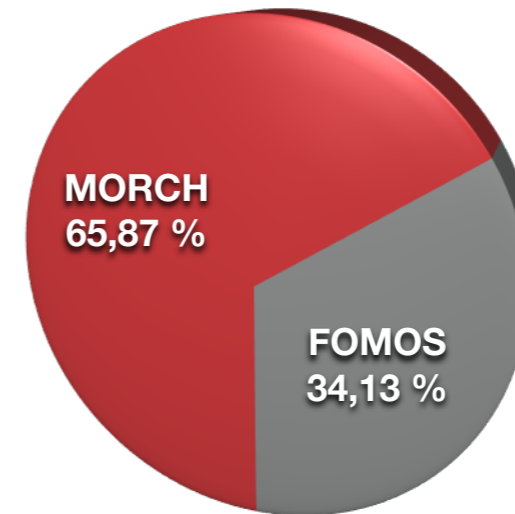
## Enseignement secondaire technique

2010/2011



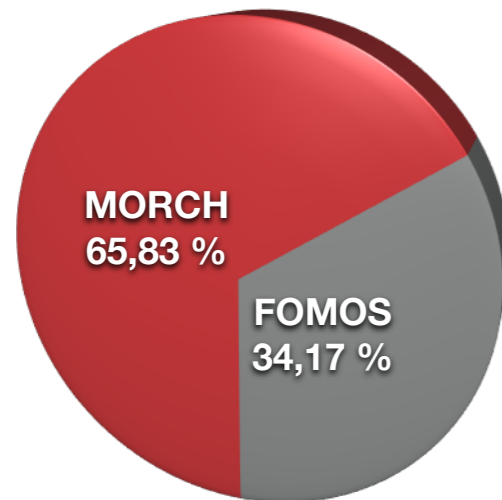
	MORCH	FOMOS
2010/2011	7371	3999

2009/2010



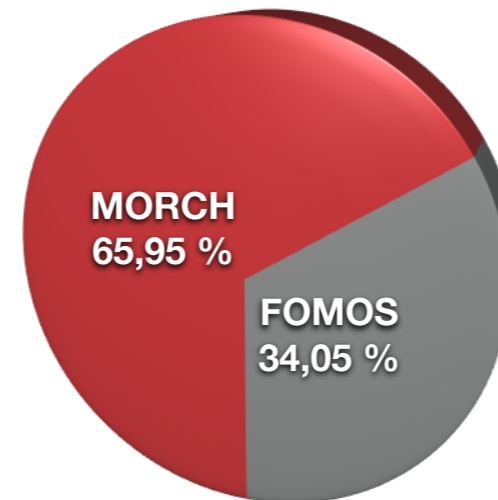
	MORCH	FOMOS
2009 / 2010	7643	3961

2008/2009



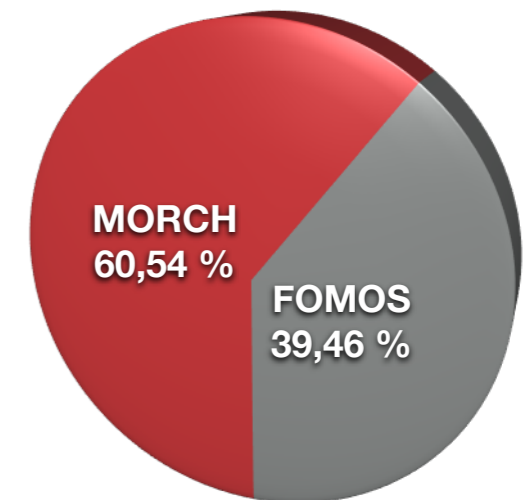
	MORCH	FOMOS
2008/2009	7489	3887

2007/2008



	MORCH	FOMOS
2007/2008	6751	3486

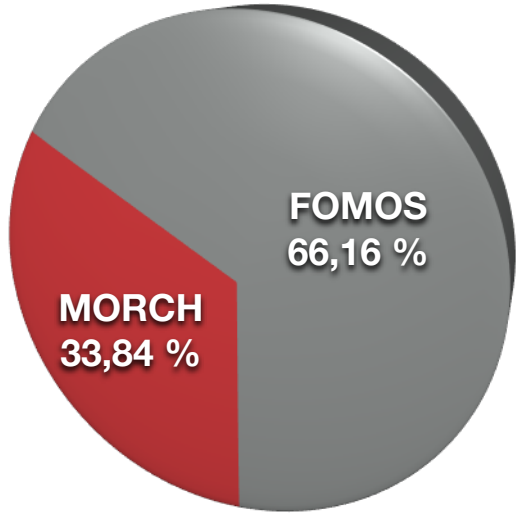
2006/2007



	MORCH	FOMOS
2006/2007	5963	3887

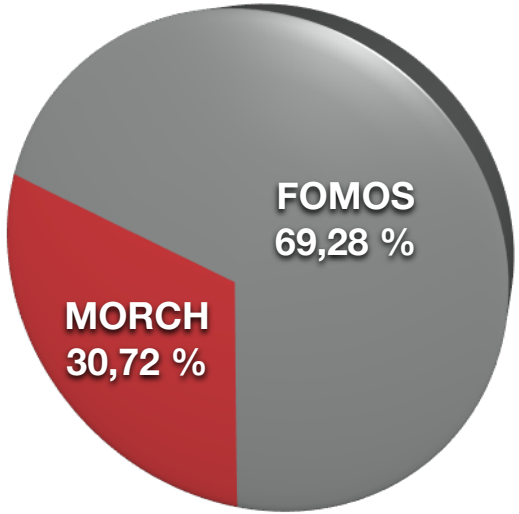
# Enseignement secondaire technique Modulaire + Accueil

2010/2011



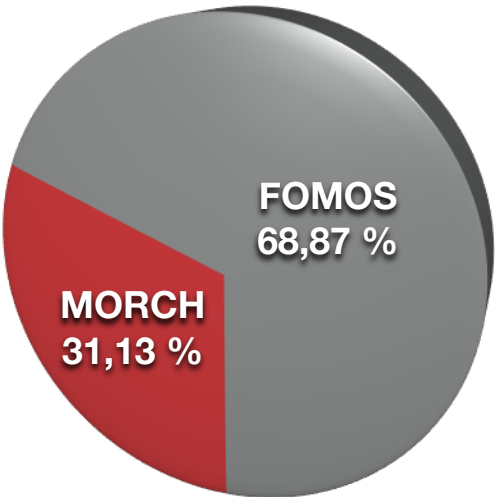
	MORCH	FOMOS
2009 / 2010	802	1568

2009/2010



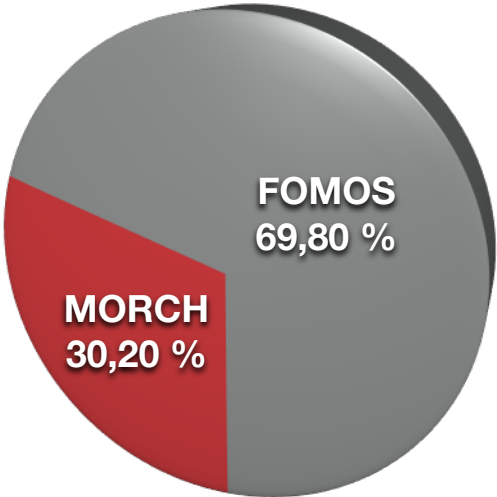
	MORCH	FOMOS
2009 / 2010	614	1385

2008/2009



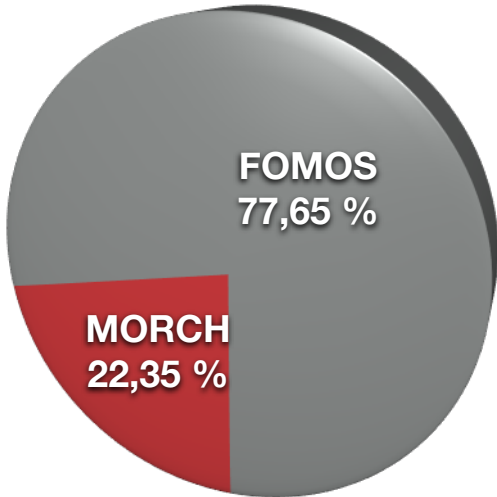
	MORCH	FOMOS
2008 / 2009	552	1221

2007/2008



	MORCH	FOMOS
2007 / 2008	507	1172

2006/2007

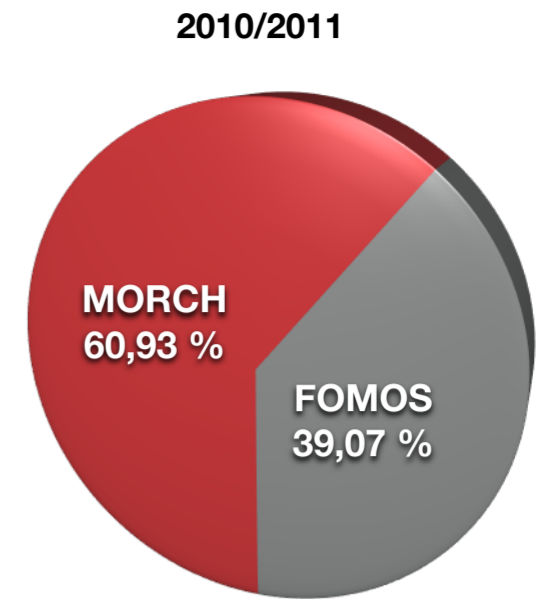
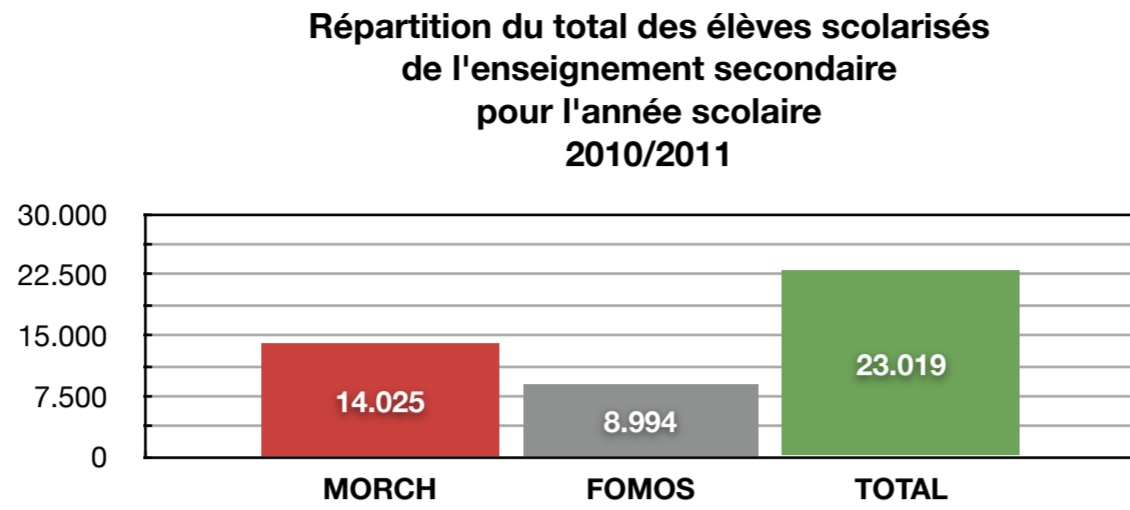


	MORCH	FOMOS
2006 / 2007	352	1223

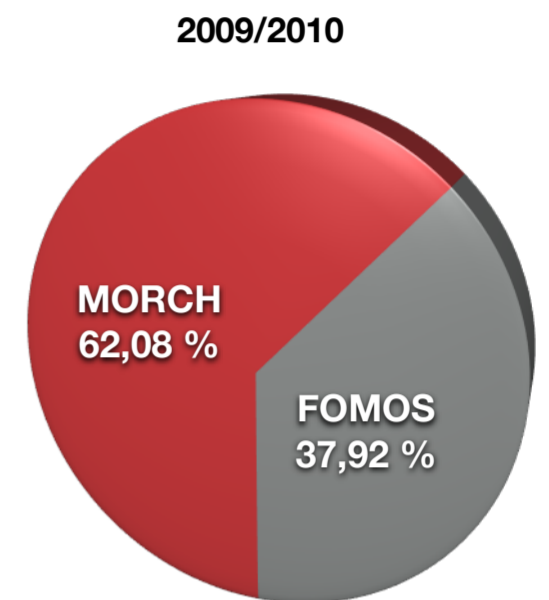
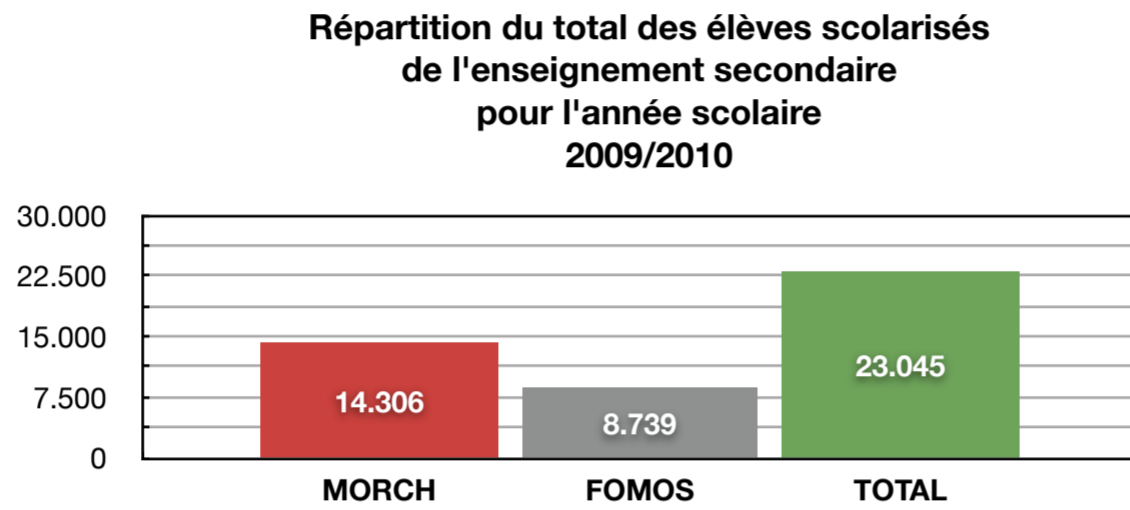
**Répartition du total des élèves scolarisés  
de l'enseignement secondaire  
pour les années scolaires  
2006 - 2011**

	TOTAL	MORCH	FOMOS			Année scolaire
ES	9.279	5.852	3.427	63,07 %	36,93 %	<b>2010/2011</b>
EST	11.370	7.371	3.999	64,83 %	35,17 %	
Modulaire	2.212	802	1.410	36,26 %	63,74 %	
Accueil	158	0	158	0,00 %	100,00 %	
<b>TOTAL</b>	<b>23.019</b>	<b>14.025</b>	<b>8.994</b>	<b>60,93 %</b>	<b>39,07 %</b>	
	TOTAL	MORCH	FOMOS			Année scolaire
ES	9.442	6.049	3.393	64,06 %	35,94 %	<b>2009/2010</b>
EST	11.604	7.643	3.961	65,87 %	34,13 %	
Modulaire	1.999	614	1.385	30,72 %	69,28 %	
<b>TOTAL</b>	<b>23.045</b>	<b>14.306</b>	<b>8.739</b>	<b>62,08 %</b>	<b>37,92 %</b>	
	TOTAL	MORCH	FOMOS			Année scolaire
ES	9.307	5.990	3.317	64,36 %	35,64 %	<b>2008/2009</b>
EST	11.376	7.489	3.887	65,83 %	34,17 %	
Modulaire	1.773	552	1.221	31,13 %	68,87 %	
<b>TOTAL</b>	<b>22.456</b>	<b>14.031</b>	<b>8.425</b>	<b>62,48 %</b>	<b>37,52 %</b>	
	TOTAL	MORCH	FOMOS			Année scolaire
ES	9.069	5.784	3.285	63,78 %	36,22 %	<b>2007/2008</b>
EST	10.237	6.751	3.486	65,95 %	34,05 %	
Modulaire	1.679	507	1.172	30,20 %	69,80 %	
<b>TOTAL</b>	<b>20.985</b>	<b>13.042</b>	<b>7.943</b>	<b>62,15 %</b>	<b>37,85 %</b>	
	TOTAL	MORCH	FOMOS			Année scolaire
ES	8.453	5.408	3.045	63,98 %	36,02 %	<b>2006/2007</b>
EST	9.850	5.963	3.887	60,54 %	39,46 %	
Modulaire	1.575	352	1.223	22,35 %	77,65 %	
<b>TOTAL</b>	<b>19.878</b>	<b>11.723</b>	<b>8.155</b>	<b>58,97 %</b>	<b>41,03 %</b>	

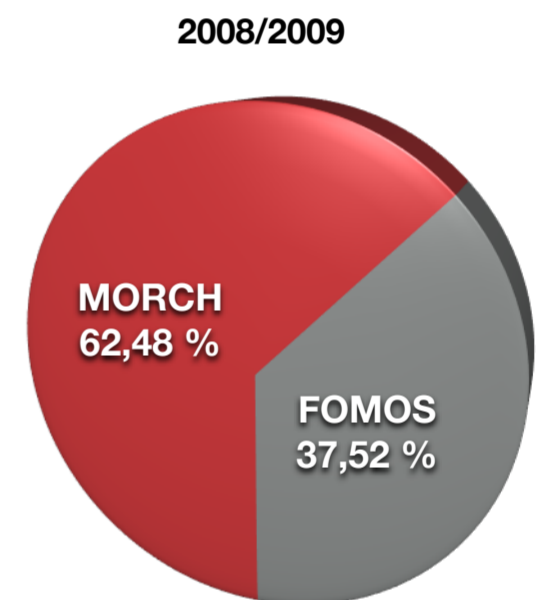
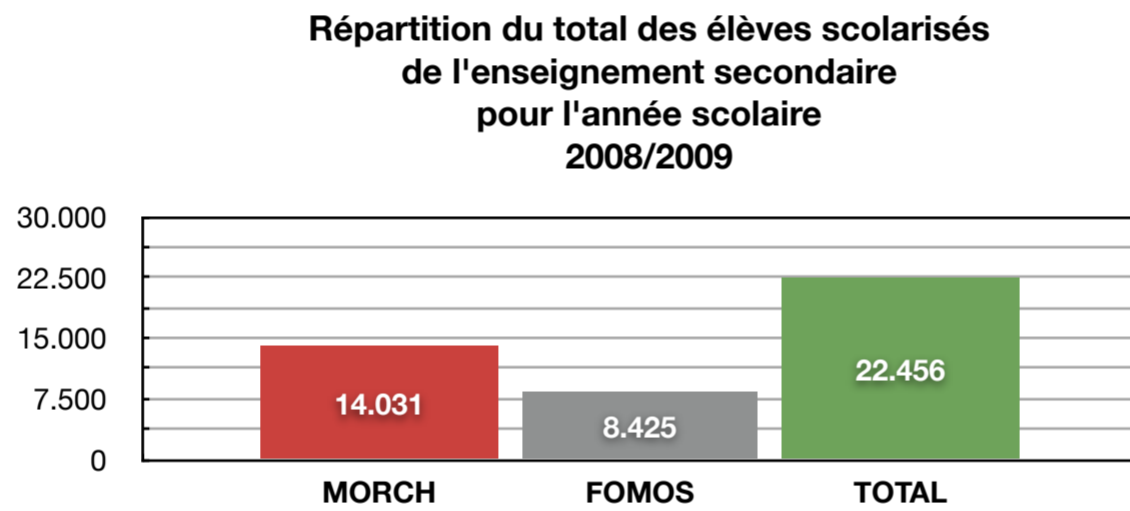
	2010/2011
MORCH	14.025
FOMOS	8.994
TOTAL	23.019



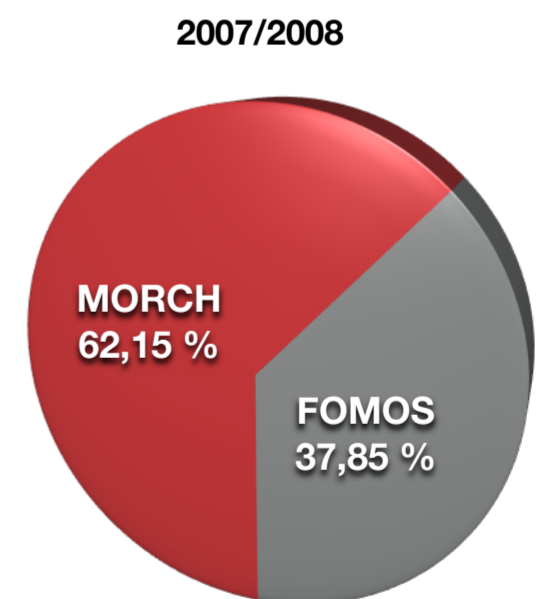
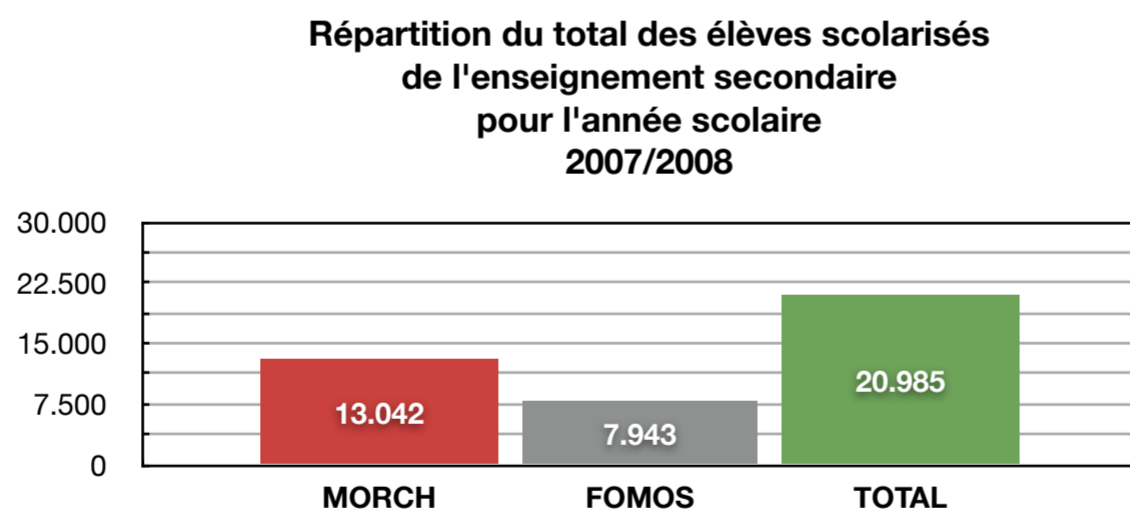
	2009/2010
MORCH	14.306
FOMOS	8.739
TOTAL	23.045



	2008/2009
MORCH	14.031
FOMOS	8.425
TOTAL	22.456



	2007/2008
MORCH	13.042
FOMOS	7.943
TOTAL	20.985



	2006/2007
MORCH	11.723
FOMOS	8.155
TOTAL	19.878

